

REV.	DESCRIPTION	DRW.	CHK.	APP.	DATE
A	RELEASE				
B	增修圖面及尺寸	李玉雲	陳聖宗	陳國標	95.08.07
C	增正圖面錯誤	李玉雲	陳聖宗	陳國標	96.05.10
D	增修圖面及尺寸	KEN	陳聖宗	陳國標	97.08.01

*There are two gaps additional if more than 60 pins.

Ordering information:

SCPxxGS3-SMT-R

No. of positions (06 - 64)

Cir- cuits	Dimension mm		
	L1	L2	L3
2x3	5.08	15.24	12.84
2x4	7.62	17.78	15.38
2x5	10.16	20.32	17.92
2x6	12.70	22.86	20.46
2x7	15.24	25.40	23.00
2x8	17.78	27.94	25.54
2x9	20.32	30.48	28.08
2x10	22.86	33.02	30.62
2x12	27.94	38.10	35.70
2x13	30.48	40.64	38.24
2x15	35.56	45.72	43.32
2x17	40.64	50.80	48.40
2x20	48.26	58.42	56.02
2x21	50.80	60.96	58.56
2x22	53.34	63.50	61.10
2x23	55.88	66.04	63.64
2x25	60.96	71.12	68.72
2x26	63.50	73.66	71.26
2x27	66.04	76.20	73.80
2x28	68.58	78.74	76.34
2x29	71.12	81.28	78.88
2x30	73.66	83.82	81.42
2x32	78.74	88.90	86.50

SPECIFICATIONS

Current Rating:

3 Amp

Voltage Rating:

230V

Insulator resistance:

5000 Megohms Min.

Contact Resistance:

20 m ohms Max.

Dielectric withstanding:

AC 1000V/minute

Operating Temperature:

-40° ~ +105°C

Contact Material:

Brass

Insulator Material:

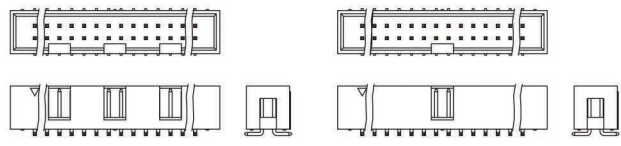
Polyester Nylon 6T

Standard Color:

Black

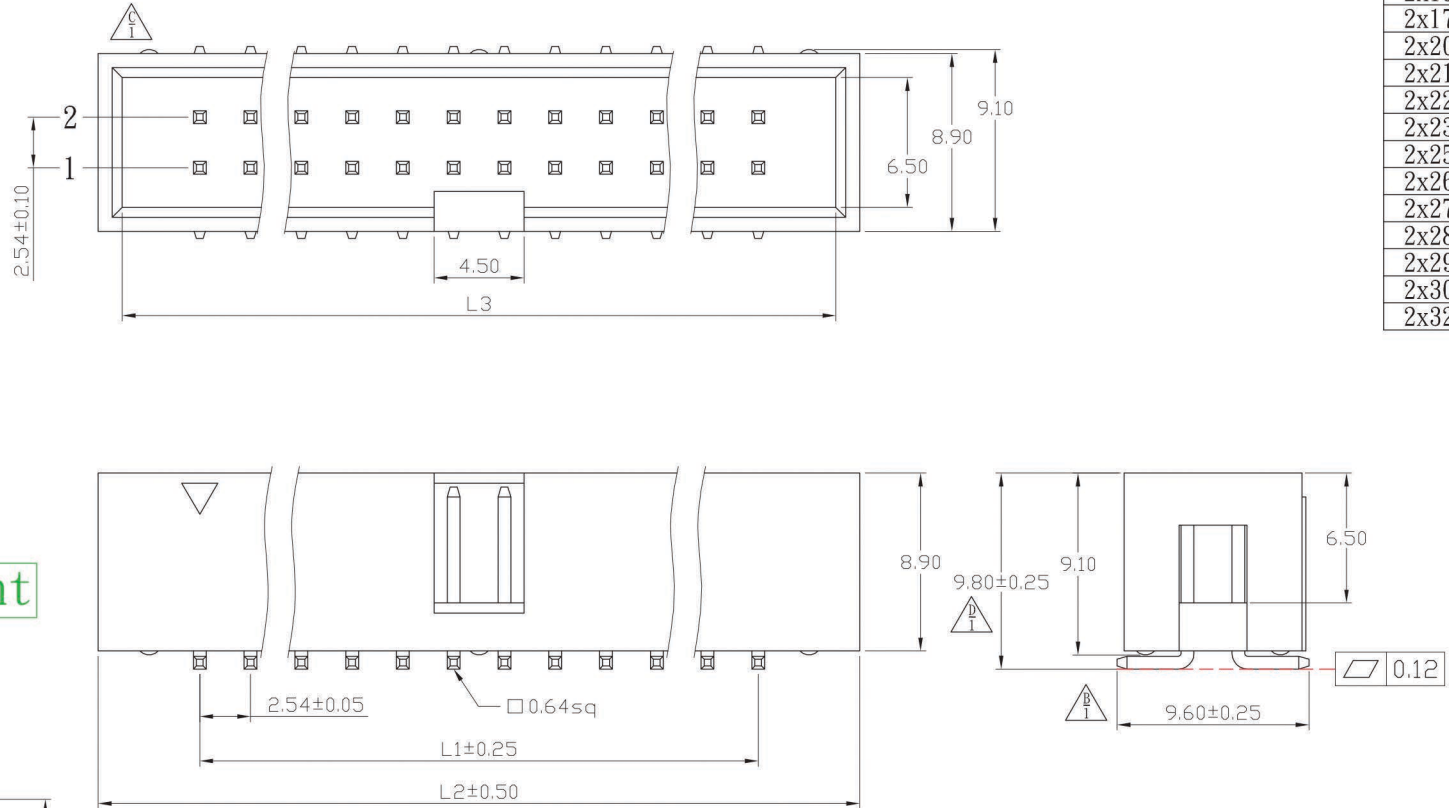
Finish:

Gold

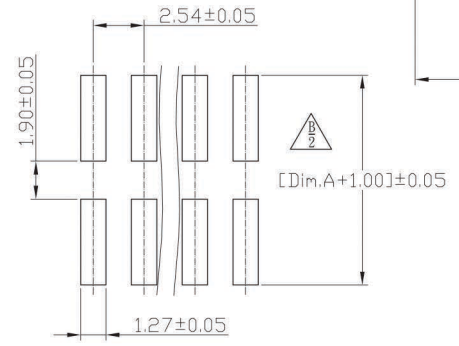


60/64Pin

06-58Pin



RoHS Compliant



RECOMMENDED P.C.B. LAYOUT

成品規格圖				APP.	ANGLES	±3°	SIZE	A4
TITLE	2.54mm Box Header SMD Type			CHK.	LINEAR	0.0 ±0.38	SCALE	4:1
PART NO	SCPxxGS3-SMT-R					0.00±0.25	SHEET	1/1
DRW NO				DR.	Ken Wang			
UNIT	mm(INCH)	PROJECT	◎ ◻		95.08.07			

