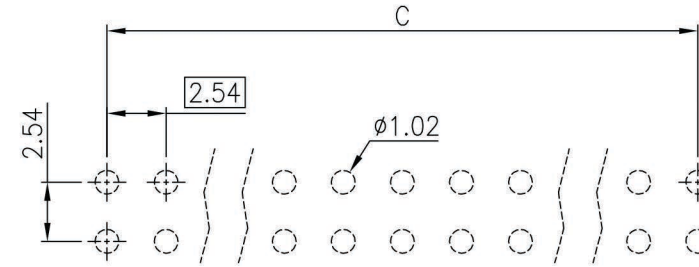
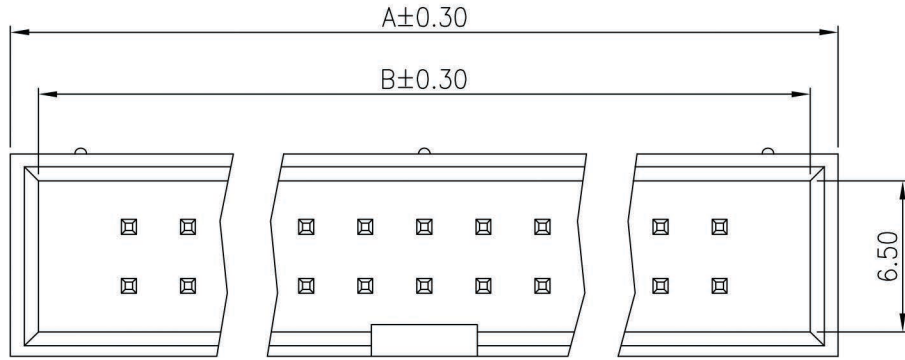
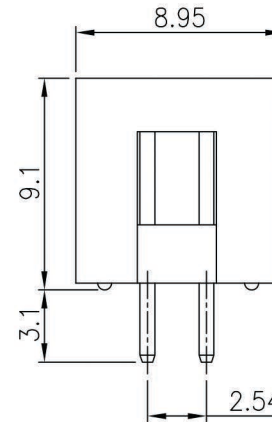
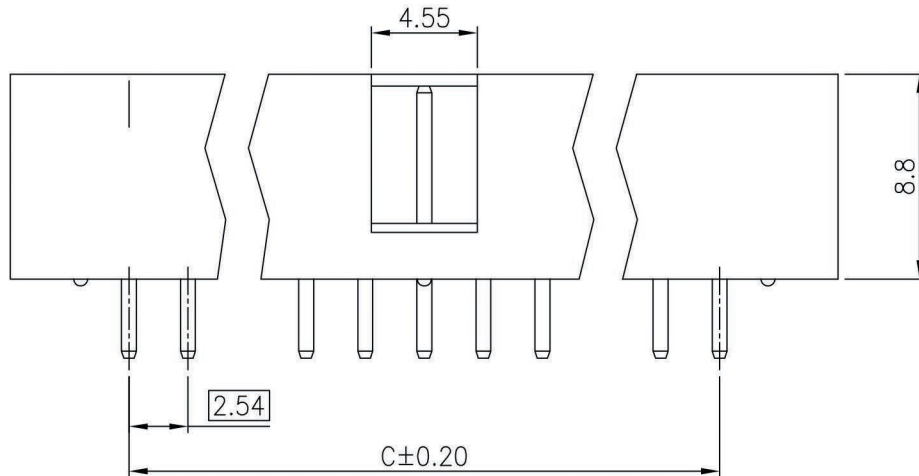


RoHS COMPLIANT

Rev.	Date	Description
A	2005/01/25	New Drawing



PCB Layout
(Top View)



RoHS COMPLIANT

Order Information	Dimension			
Black Color	Pos.	A	B	C
SCP06GS3-R	06	15.24	12.94	5.08
SCP08GS3-R	08	17.78	15.48	7.62
SCP10GS3-R	10	20.32	18.02	10.16
SCP12GS3-R	12	22.86	20.56	12.70
SCP14GS3-R	14	25.40	23.10	15.24
SCP16GS3-R	16	27.94	25.64	17.78
SCP20GS3-R	20	33.02	30.72	22.86
SCP24GS3-R	24	38.10	35.80	27.94
SCP26GS3-R	26	40.64	38.34	30.48
SCP30GS3-R	30	45.72	43.42	35.56
SCP34GS3-R	34	50.80	48.50	40.64
SCP40GS3-R	40	58.42	56.12	48.26
SCP44GS3-R	44	63.50	61.20	53.34
SCP50GS3-R	50	71.12	68.82	60.96

Material and Finish

- Housing: Thermoplastic (UL94V-0).
- Terminal: Sq. 0.64mm Copper Alloy, Gold Plating

Electrical Characteristics

- Current Rating: 3.0 Amp. Max..
- Dielectric Withstand Voltage:
1000V AC RMS for 60Seconds.
- Insulation Resistance:
1000M Ohms Min. at 1000V DC.

Mechanical Characteristics

- Operating Temperature: -55°C ~ +105°C

Tolerance	Scale	Unit	Drawn By	Checked By	Approved By
0.0 ±0.30	1:1	mm			
0.00 ±0.20					
0.000 ±0.10					
Drawing No.			SCPxxGS3-R		