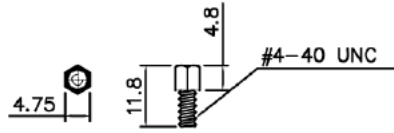
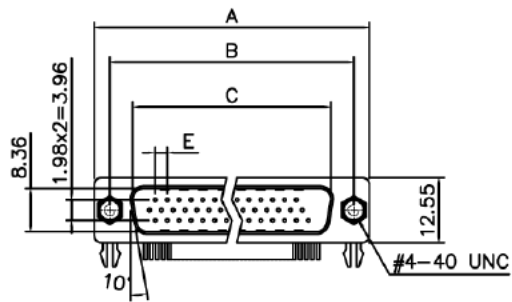
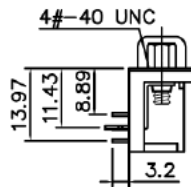
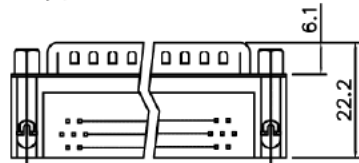


RoHS COMPLIANT

REVISIONS				
REV	ECN NO.	DESCRIPTION	APPROVED BY	DATE
A			KING CHIU	2006-10-14



#4-40 unc screwlock installed



Product Specification

Material

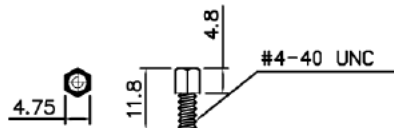
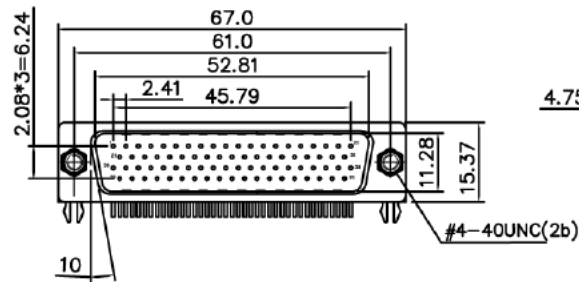
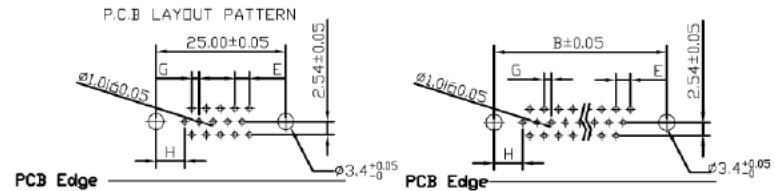
Insulator : Glass-Filled Thermoplastic PBT, UL94V-0 rated  
 Contact : Copper alloy, gold plated (black)  
 Shell : Steel, 100u" Tin Over 50u" min Copper  
 Boardlock : Steel, 100u" min Tin Plated.  
 Screwlock : Steel, 80u" min Nickel Plated.

Electrical

Contact Resistance :20 milliohms  
 Max at 1 AMP DC.  
 Insulation Resistance :1000 magohms at 500 VDC  
 Dielectric Withstanding Voltage : 1000 VAC/rms 60Hz for 1 minute  
 Current Rating :3 AMP  
 Volatge Rating :250 VAC/rms 60Hz

Dimensions

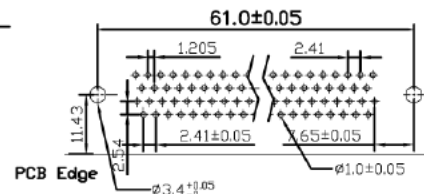
Positions	A	B	C	E
15	30.81	24.99	16.92	2.29
26	39.20	33.30	25.25	2.29
44	53.05	47.04	38.96	2.29
62	69.40	63.50	55.42	2.41



#4-40 unc screwlock installed

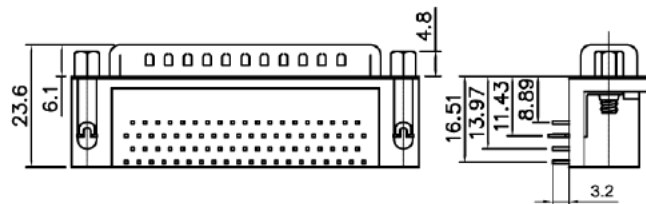
15 POSITION MALE

26,44,62 POSITION MALE



Positions	G	H
15M/F	1.145	7.04
26M/F	1.145	6.88
44M/F	1.145	6.88
62M/F	1.205	7.00

78 POSITION MALE



DO NOT SCALE DRAWING

DIMENSIONS: <input type="checkbox"/> MM [INCH] <input type="checkbox"/> INCH [MM] <input checked="" type="checkbox"/> MM ONLY		CAD GENERATED DRAWING, DO NOT MANUALLY UPDATE
UNLESS OTHERWISE SPECIFIED, GENERAL TOLERANCE: DECIMALS ANGLES X ±0.38 [0.015] X° ±3° .X ±0.25 [0.010] .X° ±1.0° .XX ±0.13 [0.005]		DRAWN BY AND DATE JUSTIN XING 06-15-06
MATERIAL		CHECKED BY AND DATE JUSTIN XING 06-15-06
FINISH		APPROVED BY AND DATE KING CHIU 06-15-06
SCALE: 1 : 1		THIRD ANGLE PROJECTION
SIZE: A3		



TITLE  
 HIGH DENSITY R/A D-SUB PLUG  
 WITH BOARDLOCKS AND 4-40  
 UNC SCREWLOCKS

DRAWING NO. HDLxxPTK1YS-R	REV A
FILE NO.	SHEET 1 OF 1