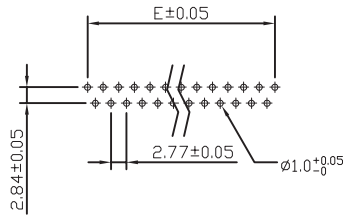
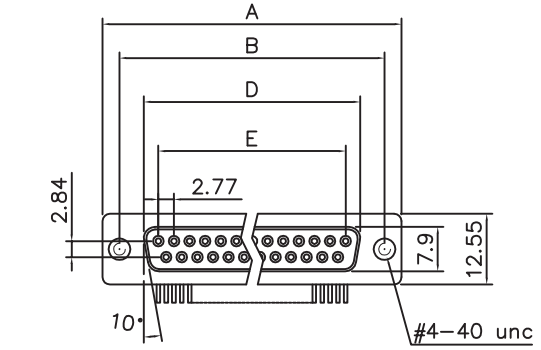
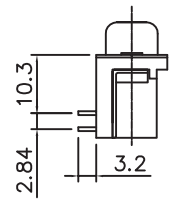
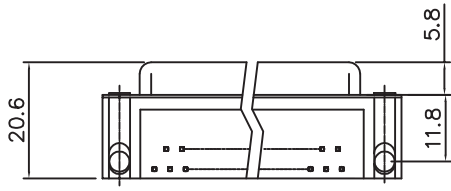


RoHS COMPLIANT

REV.	DESCRIPTION	ECN NO.	DWN.	CHK.	APVD.	DATE
A			XIE			2011-05-10



RECOMMENDED PCB LAYOUT



Product Specification

Material
 Insulator : Glass-Filled Thermoplastic PBT, UL94V-0
 Contact : Copper alloy
 Shell : Steel, 80u" Nickel Over 50u" min Copper
 L Type : Steel, Tin Plated.

Electrical

Contact Resistance : 20 milliohms
 Max at 1 AMP DC.
 Insulation Resistance : 1000
 megohms at 500 VDC
 Dielectric Withstanding Voltage :
 1000 VAC/rms 60Hz for 1 minute
 Current Rating : 3AMP
 Volatge Rating : 250 VAC/rms 60Hz

ORDER CODE;

DxLxxSDTK1OS-R

Shell size & No positions

- DEL09 - 9 pos
- DAL15 - 15 pos
- DBL25 - 15 pos
- DCL37 - 37 pos

Dimensions

Positions	A	B	D	E
9	30.81	24.99	16.33	11.08
15	39.20	33.30	24.70	19.39
25	53.05	47.04	38.40	33.24
37	69.40	63.50	54.80	49.86

DIMENSIONS: <input type="checkbox"/> mm (INCH) <input type="checkbox"/> INCH [mm] <input checked="" type="checkbox"/> mm ONLY	CAD GENERATED DRAWING, DO NOT MANUALLY UPDATE	
	DRAWN BY AND DATE TIAN PEI FU 2011-05-10	
UNLESS OTHERWISE SPECIFIED, GENERAL TOLERANCE: DECIMALS ANGLES .X ±0.38 [0.015] X° ±3° .X ±0.25 [0.010] .X° ±1.0° .XX ±0.13 [0.005]	CHECKED BY AND DATE JACK CHEN 2011-05-10	
	APPROVED BY AND DATE FRANKY CHEN 2011-05-10	
MATERIAL:	THIRD ANGLE PROJECTION	
FINISH:	SCALE: 1 : 1	SIZE: A3
TITLE R/A D-SUB RECEPTACLE, 10.3MM FOOTPRINT WITH 4-40UNC THREADED INSERTS, NO BOARDLOCKS		DRAWING NO. DxLxxSDTK1OS-R
FILE NO.:		REV A
SHEET 1 OF 1		



DO NOT SCALE DRAWING